

MA 1 + MA 6: Modern performance from Eton

Premium class



► With the new MA series Eton presents some great looking amplifiers. Here we test the two larger models, the MA 1 and MA 6

The recently presented Eton MA series is the full-size addition to the PA mini power amps. The new Eton look is recognizable and there are a few similarities. The MA series consists of four models with 1, 2, 4 and 6 channels packaged in two differently sized housings. We already dealt with the two smaller models MA 2 and MA 4 at the beginning of 2025. Now it's the turn of the two big units, the mono MA1 and the 6-channel MA 6. Common to all is the innovative and thoroughly elegant

design with excellent build quality. The finish in gunmetal gray is very popular and the wavy structure of the housing cover make Eton power amps stand out from the crowd. The covers serve only as decoration. They can be detached and turned around so that the logos always point in the desired direction. Furthermore, the power amps are stackable. That means you can install them one above the other and fit the cover just on the top MA. Under the cover are the preset controls. These will be

different for each amp, depending on the purpose. Common to all is the ability to be adapted to the existing factory system. Input sensitivity can be adjusted in two stages: firstly up to 15 volts and then up to 40 volts, which should also be sufficient for powerful factory amplifiers. Secondly there is a switch for the input impedance of the power amp that can switch between 10 ohms, 150 ohms and 600 ohms. The purpose of this exercise is to trick any speaker diagnostics carried out by the factory system, or to have a setting of 150 ohms for special factory amplifiers. All this is available with the mono, and



There are connectors both for the power supply and the speakers



Large sized power supply units, lots of electrolytic capacitor buffers, encapsulated filter coils—the design of the MA amps promises a lot of power just by the appearance

with the MA 6 even for each channel pair—so three times in all. In addition, the 6-channel unit can save on wiring by putting all inputs through a selection switch with 4 or 2 RCA lines instead of 6. All filters can be switched off with the bypass switch. To set the pots there is an orange setting tool parked in a slot under the cover as a nice touch. The mono has low-pass and a fixed subsonic filter. As a special feature the slope of the low-pass can be switched from 12 to 24 dB/octave. With the MA 6 all three channel pairs have different configurations. Bandpass crossovers are available on channels 5 and 6 for woofers, on channels 3 and 4 for bass and mid-range drivers, while channels 1 and 2 can high pass everything up to the tweeter.

Inside the MA units show themselves as modern and tidy. The MA 1 houses only one channel, which leads to a quite empty circuit board with few though very fat components. The fat transformer is controlled by the good old TL494, the standard chip for the PWM power unit. The IRS2092 is another multi-pin

component that is much more modern, being a driver for a Class D channel. The MA 6 also relies on the IRS2092, so there are six of them here, nicely lined up next to each other. Thereafter the amplification goes through a series of power MOSFETs finally coming as always to a Class D design, with low pass filtering. Here Eton uses very good film capacitors and flat wire coils.

Measurements and Sound

With their generously dimensioned components on the circuit boards the MA amplifier know how to present themselves to the best advantage. Although the MA 1 has a filter configuration like a bass power amp, it easily runs up to over 50 kHz. This is made possible by a very high PWM clock rate—if you've got it then you've got it. This is why the mono also achieves distortion figures like a multichannel power amp. With so much power, this is the supreme discipline. Our measurement of 563 watts into 4 ohms is extremely clean, already becoming 955 into 2 ohms. And the MA1 is

also 1-ohm stable: here we measure 1276 watts max., occasionally interrupted by the protection circuit, which naturally does not expect to be loaded with a continuous sine wave. The MA 6 is at least as impressive. Here there is also extremely little distortion and full power. It is 2-ohm stable and then delivers almost 200 watts per channel, and into 4 ohms as much as 113 watts. Generally it operates very cleanly and has almost no noise. Sonically it immediately reminds us of its two-channel sister the MA 2, which also pounded out powerful bass with vigor. Added to that is a mid and high range spectrum that sounds clean and very dynamic at all times. The fine resolution and tonal colors are also just right so that the six-channel unit can play in audiophile quality, even for quieter tones. The MA 1 likes to pull at the subwoofer cones. The 500 watts alone makes any 4-ohm subwoofer an optimum pressure source. Into 1 ohm it can get serious with extreme levels when necessary: that means prepare for the worst.

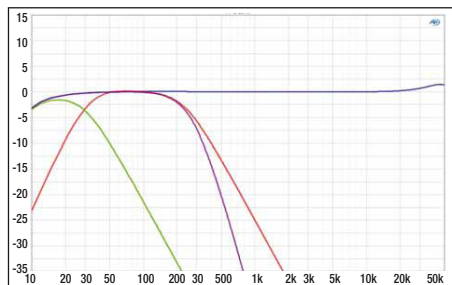


Hidden under the stylish covers are the controls. A highlight is the setting tools with stowage slot

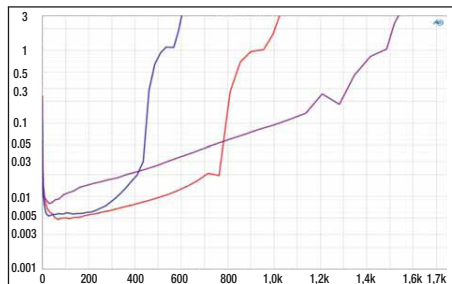
MA 1 MA 6 • TEST REPORT CAR&HIFI 3/2025

Summary

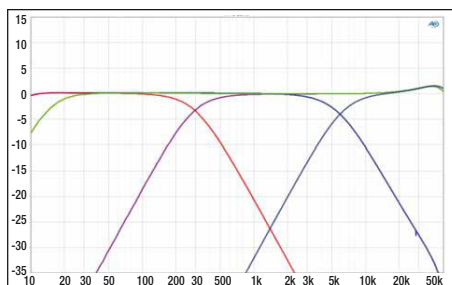
The MA amplifiers from Eton offer stylish look, top-components, clean measurements and a lot of fun listening to music. What more could you ask for?



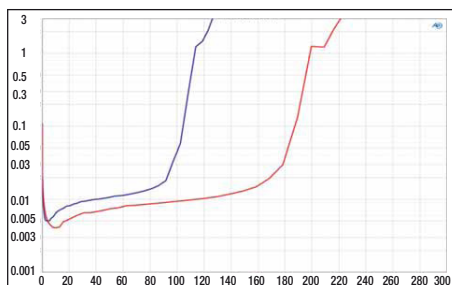
The MA 1 runs full-range and slowly comes to an end only at 50 kHz—not bad at an output of well over 1 kW



Full-range power at somewhat less than 600, 1000 and 1300 watts with little distortion



The MA 6 has crossovers for its three channel pairs suitable for filtering everything from subwoofers to tweeters. Here too there is a HiRes capable frequency response up to 50 kHz



Almost 200 watts into 2 ohms is the maximum channel output. Into 4 ohms it is 113 watts with a very low distortion, which makes the MA 6 among the more powerful multichannel units

SOUND-TIP
Top-Class
CAR&HIFI 3/2025

Eton MA 1

Price \$949
Distributor Custom Car Sound
Hotline ccs@customcar.com.au
Internet www.eton-audio.com

Summary

| | | | |
|---------------------|------|-----|-------|
| Sound quality | 20 % | 1,0 | ■■■■■ |
| Bass foundation | 5 % | 1,0 | ■■■■■ |
| Pressure | 5 % | 0,5 | ■■■■■ |
| Transparency | 5 % | 1,0 | ■■■■■ |
| Dynamics | 5 % | 1,0 | ■■■■■ |
| Lab | 55 % | 1,0 | ■■■■■ |
| Power | 40 % | 1,0 | ■■■■■ |
| Damping factor | 5 % | 0,5 | ■■■■■ |
| Distortion | 5 % | 1,5 | ■■■■■ |
| Signal/Noise Ratio | 5 % | 0,5 | ■■■■■ |
| Practice | 25 % | 1,1 | ■■■■■ |
| Features | 15 % | 1,0 | ■■■■■ |
| Workmanship electr. | 5 % | 1,0 | ■■■■■ |
| Workmanship mech. | 5 % | 1,5 | ■■■■■ |

Technical Data

| | |
|---------------------------|-------|
| Channels | 1 |
| Power @ 4 ohms | 563 |
| Power @ 2 ohms | 955 |
| Power @ 1 ohms | 1276 |
| Sensitivity max mV | 400 |
| Sensitivity min V | 3,0 |
| THD+N (<22 kHz) 5 W | 0,010 |
| THD+N (<22 kHz) half load | 0,006 |
| Signal/Noise Ratio dB(A) | 85 |
| Damping 20 Hz | 328 |
| Damping 40 Hz | 327 |
| Damping 60 Hz | 314 |
| Damping 80 Hz | 270 |
| Damping 100 Hz | 22 |
| Damping 120 kHz | 6 |

Features

| | |
|------------------------------|--|
| Lowpass | 25 – 250 Hz |
| Highpass | – |
| Bandpass | 30 – 250 Hz |
| Bass-boost | – |
| Subsonicfilter | fixed 30 Hz |
| Phaseshift | – |
| High-Level inputs | • |
| Autosense | • DC or signal |
| RCA outputs | – |
| Start/Stop compatible | – (7,3 V) |
| Dimensions (L x W x H in mm) | 270 x 160 x 51 |
| Other | remote control, speaker diagnostics adj. 12 / 24 dB/oct., fullrange |

Eton MA 1

Top-Class 1,0
CAR&HIFI 3/25
Price/performance: very good

"Eton MA amplifiers feel premium, while remaining affordable."

BEST PRODUCT
Top-Class
CAR&HIFI 3/2025

Eton MA 6

Price \$1199
Distributor Custom Car Sound
Hotline ccs@customcar.com.au
Internet www.eton-audio.com

Summary

| | | | |
|---------------------|------|-----|-------|
| Sound quality | 40 % | 1,1 | ■■■■■ |
| Bass foundation | 8 % | 1,0 | ■■■■■ |
| Pressure | 8 % | 1,0 | ■■■■■ |
| Transparency | 8 % | 1,5 | ■■■■■ |
| Soundstaging | 8 % | 1,0 | ■■■■■ |
| Dynamics | 8 % | 1,0 | ■■■■■ |
| Lab | 35 % | 1,0 | ■■■■■ |
| Power | 20 % | 1,0 | ■■■■■ |
| Damping factor | 5 % | 1,5 | ■■■■■ |
| Distortion | 5 % | 1,0 | ■■■■■ |
| Signal/Noise Ratio | 5 % | 0,5 | ■■■■■ |
| Practice | 25 % | 1,1 | ■■■■■ |
| Features | 15 % | 1,0 | ■■■■■ |
| Workmanship electr. | 5 % | 1,0 | ■■■■■ |
| Workmanship mech. | 5 % | 1,5 | ■■■■■ |

Technical Data

| | |
|---------------------------|---------|
| Channels | 6 |
| Power @ 4 ohms | 6 x 113 |
| Power @ 2 ohms | 6 x 198 |
| Power @ 1 ohms | – |
| Sensitivity max mV | 3 x 396 |
| System power W | 888 |
| Sensitivity max mV | 450 |
| Sensitivity min V | 3,0 |
| THD+N (<22 kHz) 5 W | 0,005 |
| THD+N (<22 kHz) half load | 0,010 |
| Signal/Noise Ratio dB(A) | 92 |
| Damping 20 Hz | 177 |
| Damping 80 Hz | 177 |
| Damping 400 Hz | 172 |
| Damping 1 kHz | 154 |
| Damping 8 kHz | 23 |
| Damping 16 kHz | 6 |

Features

| | |
|------------------------------|--|
| Lowpass | 15 – 6k Hz (CH34) |
| | 30 – 300 Hz (CH56) |
| Highpass | 15 – 6k Hz (CH12) |
| | 15 – 300 Hz (CH3-6) |
| Bandpass | 15 – 6k Hz (CH34) |
| | 15 – 300 Hz (CH56) |
| Bass-boost | – |
| Subsonicfilter | via HP |
| Phaseshift | – |
| High-Level inputs | • |
| Autosense | • DC or signal |
| RCA outputs | – |
| Start/Stop compatible | – (7,6 V) |
| Dimensions (L x W x H in mm) | 270 x 160 x 51 |
| Other | remote control, speaker diagnostics adj. 12 / 24 dB/oct., fullrange |

Eton MA 6

Top-Class 1,1
CAR&HIFI 3/25
Price/performance: very good

"Eton MA amplifiers feel premium, while remaining affordable."